

# LAW AND SECURITY

**Total Graduates:** 2,350    **Total Graduates in Survey:** 1,764    **Participation Rate:** 75.1%

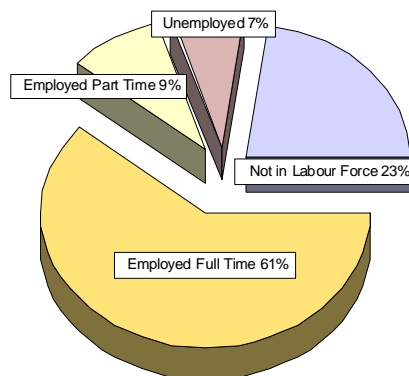
Programs in Cluster:	Duration:	Total Grads	Total in Survey	Total in Labour Force	Location:
Correctional Worker	2 Year	382	278	229	Algonquin, Cambrian, Canadore, Centennial, Boréal, La Cité, Lambton, Niagara, Sault, Sheridan, Sir Sandford Fleming, St. Lawrence
Investigation - Public and Private	2 Year	25	23	20	Sheridan
Law and Security - Basic	1 Year	23	13	8	Northern
Law and Security Administration	2 Year	1,767	1,329	1,013	Algonquin, Cambrian, Canadore, Boréal, Conestoga, Confederation, Durham, Fanshawe, Georgian, Humber, La Cité, Lambton, Loyalist, Mohawk, Niagara, Sault, Seneca, Sheridan, Sir Sandford Fleming, St. Clair, St. Lawrence
Natural Resources Technology - Law Enforcement	Post Diploma	27	21	21	Sir Sandford Fleming
Security Alarm Techniques	1 Year	8	8	5	Sir Sandford Fleming
Security Management	2 Year	65	52	33	Algonquin, La Cité
Security and Alarms Systems Technician	2 Year	52	40	35	Algonquin, Sheridan

	Program Cluster	All Programs
Survey Population	1,764	31,526
<b>Employment Rate</b>	<b>91%</b>	<b>89%</b>
Employed Part-time	12%	15%
Employed Full-time	79%	74%
<b>Average Annual Earnings – Total</b>	<b>\$23,587</b>	<b>\$25,552</b>
Average Annual Earnings – Female	\$22,079	\$23,823
Average Annual Earnings – Male	\$24,771	\$27,964
Graduate Satisfaction	64%	69%
Employer Satisfaction	79%	80%

## GRADUATE OUTCOMES FOR PROGRAM CLUSTER:

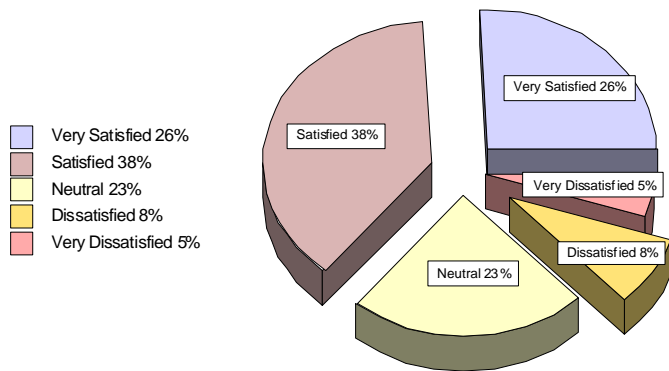
Of the total number of graduates surveyed for the Law and Security Program Area (1,764):

- ! 1,364 or 77% were in the labour force
- ! 1,243 or 91% of those in the labour force were employed
- ! 1,083 or 79% were employed full-time
- ! 160 or 12% were employed part-time.



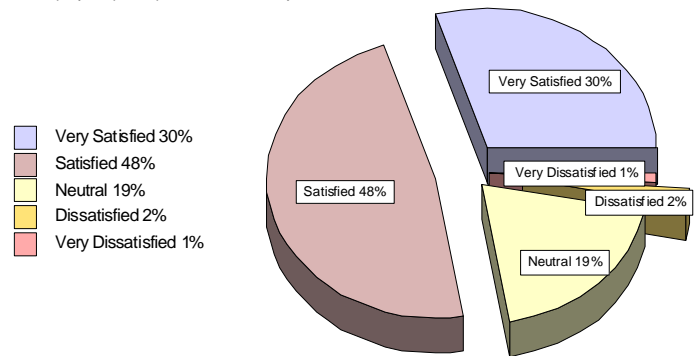
## PROGRAM CLUSTER SATISFACTION:

**Graduate Overall Satisfaction with the usefulness of his/her college education in achieving his/her goals after graduation:**



**Employer Satisfaction with Employee Overall Educational Preparation for the type of work he/she was doing\*:**

\* 299 Employers participated in this survey



## SUMMARY OF GRADUATE OUTCOMES BY PROGRAM:

	Full-time Employed, Program Related		Full-time Employed, Program Unrelated		Part-time Employed, Program Related		Part-time Employed, Program Unrelated		Unemployed		Not in Labour Force	
	#	%	#	%	#	%	#	%	#	%	#	%
Correctional Worker	108	38.8	71	25.5	16	5.8	16	5.8	18	6.5	49	17.6
Investigation - Public and Private	9	39.1	7	30.4	-	-	1	4.3	3	13	3	13
Law and Security - Basic	2	15.4	5	38.5	1	7.7	-	-	-	-	5	38.5
Law and Security Administration	434	32.7	384	28.9	48	3.6	65	4.9	82	6.2	316	23.8
Natural Resources Technology - Law Enforcement	5	23.8	7	33.3	-	-	1	4.8	8	38.1	-	-
Security Alarm Techniques	4	50	-	-	-	-	-	-	1	12.5	3	37.5
Security Management	13	25	9	17.3	4	7.7	5	9.6	2	3.8	19	36.5
Security and Alarms Systems Technician	19	47.5	6	15	-	-	3	7.5	7	17.5	5	12.5
All Programs in Cluster	594	33.7	489	27.7	69	3.9	91	5.2	121	6.9	400	22.7

### Top Five Industries of Employment:

	#	%
Other Business Services	304	25.5
Protective Services	84	7.0
Food Services	76	6.4
Other Institutional Health & Social Services	43	3.6
Food Stores	41	3.4

### Top Five Occupational Categories:

	#	%
Security Guards & Related Occupations	310	26.0
Retail Salespersons & Sales Clerks	84	7.0
Correctional Service Officers	50	4.2
Other Protective Service Occupations	46	3.9
Community & Social Service Workers	40	3.4

# LAW AND SECURITY

## CHARACTERISTICS OF EMPLOYED PARTICIPANTS:

Earnings of those Employed Full-time	Average – Females	Average – Males	Median - Females	Median - Males	Average for Program	Median for Program
Correctional Worker	\$23,678	\$25,573	\$20,857	\$25,000	\$24,342	\$22,578
Investigation - Public and Private	\$21,470	-	\$17,311	-	\$28,000	\$21,262
Law and Security - Basic	-	\$26,284	-	\$29,200	\$26,460	\$27,729
Law and Security Administration	\$21,594	\$24,369	\$20,075	\$23,464	\$23,244	\$21,587
Natural Resources Technology - Law Enforcement	-	\$27,276	-	\$22,943	\$26,928	\$24,471
Security Alarm Techniques	-	-	-	-	-	-
Security Management	\$15,006	\$21,552	\$15,087	\$20,340	\$19,588	\$18,459
Security and Alarms Systems Technician	-	\$27,607	-	\$26,000	\$27,607	\$26,000
All Programs in Cluster	\$22,079	\$24,771	\$20,336	\$23,464	\$23,587	\$21,900

## PROGRAM CLUSTER HISTORICAL DATA:

	88-89 Grads	89-90 Grads	90-91 Grads	91-92 Grads	92-93 Grads	93-94 Grads	94-95 Grads	95-96 Grads	96-97 Grads	97-98 Grads
Percentage Employed	88.1%	90.1%	85.1%	82.3%	78.5%	84.0%	85.7%	87.1%	89.3%	91.1%
Percentage Employed Full-time	78.5%	76.5%	69.3%	61.2%	59.5%	65.2%	65.0%	63.3%	69.0%	79.4%
Percentage in Full-time Related Jobs	54.6%	51.2%	42.1%	31.9%	29.2%	33.3%	34.6%	35.0%	39.5%	43.5%
Average Annual Salary Full-time Related Jobs	\$22,306	\$24,081	\$22,174	\$21,944	\$21,143	\$21,718	\$22,032	\$22,306	\$23,319	\$25,040